

Web Bonus: Queen Size Quilt Caribbean Sunset

Designed by
ELLIE BROWN

Skill Level **BEGINNER**

Finished Quilt Size
80½" x 90½"

Note: Sun template (at end of pattern)
is printed without seam allowance.

Number of Blocks and Finished Size
36 Sun Blocks 10" x 10"
36 Strip Blocks 10" x 10"

Planning

Ellie's easy quilt glows with tropical color. Most strip sets are arranged from lightest fabric on the top to darkest on the bottom, adding to the sky-and-ocean theme.

Fabric Requirements

Assorted light/medium blue, aqua, lavender, and green batiks (sun backgrounds)	37/8-41/4 yds. total
Assorted orange, pink, and yellow batiks (suns)	11/8-13/8 yds. total
Assorted light/medium/dark green, lavender, aqua, and blue batiks (Strip Blocks)	47/8-51/4 yds. total
Paper-backed fusible web (optional)	2¼ yds.
Turquoise batik (binding)	1 yd.
Backing (piece widthwise)	7½ yds.
Batting size	90" x 100"



This lap size (60½" x 70½") version is available as an exclusive quilt kit. The complete pattern is in the July/August 2011 issue of *McCall's Quilting*.

Cutting Instructions

(cut in order listed)

Note: Cutting instructions for suns are on template at end of pattern.

Assorted light/medium blue, aqua, lavender, and green batiks—**cut a total of:**

36 squares 11" x 11"

Assorted light/medium/dark green, lavender, aqua, and blue batiks—**cut a total of:**

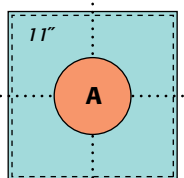
96 strips 1 3/4" x width of fabric (WOF)

Turquoise batik

10 strips 2 1/2" x WOF (binding)

Making the Blocks

1 Note: The light/medium appliqué background squares are cut oversized to allow for shrinkage during appliqué. Finger-press assorted light/medium 11" square in half on both length and width; use folds as placement guide. Referring to **Diagram I**, position A. Appliqué in place. Ellie fused her circles and then secured edges with machine zigzag stitch. **Trim** to 10 1/2" square, centering A, to complete Sun Block. Make 36 total.



Make 36 total;
trim to 10 1/2" square

Diagram I

2 Referring to **Diagram II**, sew together 8 assorted light/medium/dark WOF strips to make strip set. Make 12 total. Press all seams in same direction. Cut into 36 total Strip Blocks 10 1/2" wide.

Assembling the Quilt Top

3 Referring to the **Assembly Diagram**, sew 9 rows of 8 blocks each, alternating. Sew rows together.

Quilting and Finishing

4 Layer, baste, and quilt. Bind with turquoise batik.

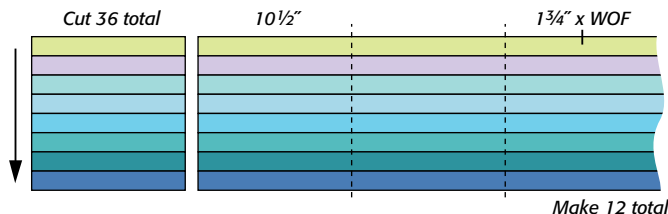



Diagram II

Make 12 total



Assembly Diagram



- A kit of similar fabrics for the lap size (60 1/2" x 70 1/2") quilt top and binding is available while supplies last for \$99.99 (#MQ110802).
- Call 877-269-8024, or shop online at ShopMcCallsQuilting.com.



Backing fabric is
\$45.99 (#MQ110802B).

Caribbean Sunset
Template A

Cut 36 total
Assorted orange, pink, and yellow batiks