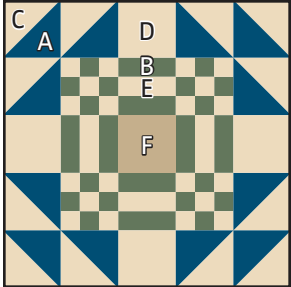




Geese on the Pond

Block Pattern

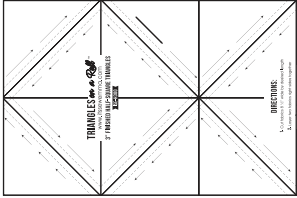
Fat Quarter Shop Exclusive



Unfinished size: 15 1/2" x 15 1/2".

Pattern for Crib, Square Lap, Long Lap & Queen size quilts available at www.FatQuarterShop.com.



Cutting Instructions	One Block
Block Print	A) 1 - 8 1/2" x 12 1/2" rectangle
Accent Print	B) 5 - 1 1/2" x 16" strips
First Background	C) 1 - 8 1/2" x 12 1/2" rectangle D) 4 - 3 1/2" squares E) 4 - 1 1/2" x 16" strips
Second Background	F) 1 - 3 1/2" square
3" Half Square Triangle Paper Triangles on a Roll #H300	1 - two by three section (6 squares) 

Use 1/4" seams and press as arrows indicate throughout.

Block Assembly:

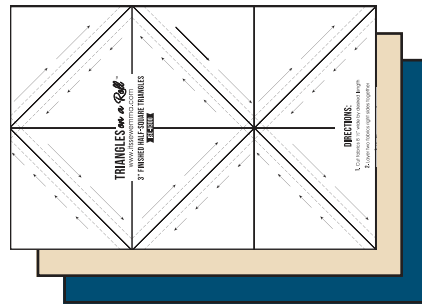
With right sides facing, layer the Fabric C rectangle with the Fabric A rectangle.

Place the two by three section of 3" Finished Half Square Triangle Paper on top and pin in place.

Set stitch length to 1.5 and sew on the dotted lines.

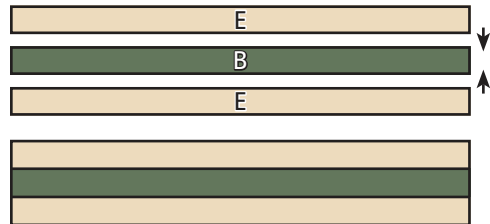
Cut apart on the solid lines.

Half Square Triangle Unit should measure 3 1/2" x 3 1/2".



Assemble two Fabric E strips and one Fabric B strip.

Background Strip Set should measure 3 1/2" x 16".



Make 1.



#GeeseOnThePondQuilt

www.FatQuarterShop.com

© 2021 Fat Quarter Shop, LLC. All rights reserved. Duplication of any kind is prohibited. This pattern may be used for personal purposes only and may not be reproduced without the express written permission from Fat Quarter Shop. This pattern may not be used for commercial purposes. This pattern may only be hosted, accessed, and downloaded from www.FatQuarterShop.com.

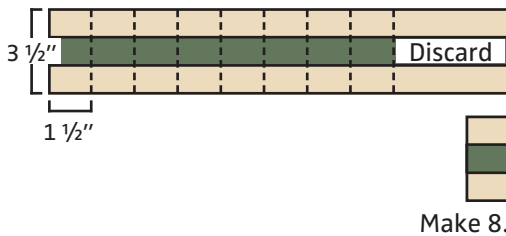


Geese on the Pond Block Pattern

Fat Quarter Shop Exclusive

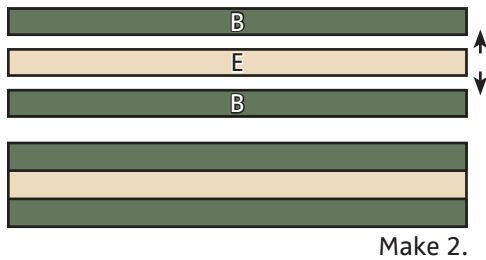
Subcut each Background Strip Set into 8 - $1\frac{1}{2}'' \times 3\frac{1}{2}''$ rectangles.

Background Three Patch Unit should measure $1\frac{1}{2}'' \times 3\frac{1}{2}''$.



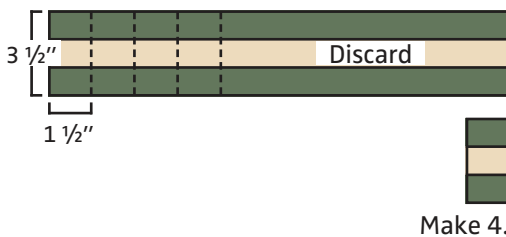
Assemble two Fabric B strips and one Fabric E strip.

Print Strip Set should measure $3\frac{1}{2}'' \times 16''$.



Subcut one Print Strip Set into 4 - $1\frac{1}{2}'' \times 3\frac{1}{2}''$ rectangles.

Print Three Patch Unit should measure $1\frac{1}{2}'' \times 3\frac{1}{2}''$.



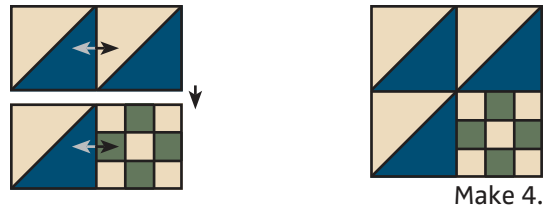
Assemble two Background Three Patch Units and one Print Three Patch Unit.

Nine Patch Unit should measure $3\frac{1}{2}'' \times 3\frac{1}{2}''$.




Assemble three Half Square Triangle Units and one Nine Patch Unit.

Corner Unit should measure $6\frac{1}{2}'' \times 6\frac{1}{2}''$.




Subcut one Print Strip Set into 4 - $3\frac{1}{2}'' \times 3\frac{1}{2}''$ squares.

Rail Unit should measure $3\frac{1}{2}'' \times 3\frac{1}{2}''$.



Assemble one Fabric D square and one Rail Unit.

Center Unit should measure $3\frac{1}{2}'' \times 6\frac{1}{2}''$.



Assemble Block.

Geese on the Pond Block should measure $15\frac{1}{2}'' \times 15\frac{1}{2}''$.

