

MYSTERY

BATS & BOOS *Quilt Along*

FAT QUARTER SHOP EXCLUSIVE

Week Four - Finishing:

Use 1/4" seams and press as arrows indicate throughout.


Quilt Center:

Assemble Quilt Center.




Quilt Center should measure 32 1/2" x 32 1/2".



Finished size: 40 1/2" x 40 1/2"



Cutting:

Borders 20730-11 	A	2 - 4 1/2" x 32 1/2" strips
	B	2 - 4 1/2" x 40 1/2" strips
Binding 20737-12 	C	5 - 2 1/2" x width of fabric strips
Backing 20731-12 		

TO FIND THE KIT, PATTERNS & MORE!
WWW.FATQUARTERSHOP.COM/SEW-ALONGS/BATS-AND-BOOS

#BATSANDBOOSQAL

WWW.FATQUARTERSHOP.COM




MYSTERY BATS & BOOS *Quilt Along*

FAT QUARTER SHOP EXCLUSIVE

Borders:

Attach side borders using the Fabric A strips.

Attach top and bottom borders using the Fabric B strips.



Finishing:

Piece the Fabric C strips end to end for binding.

Quilt and bind as desired.